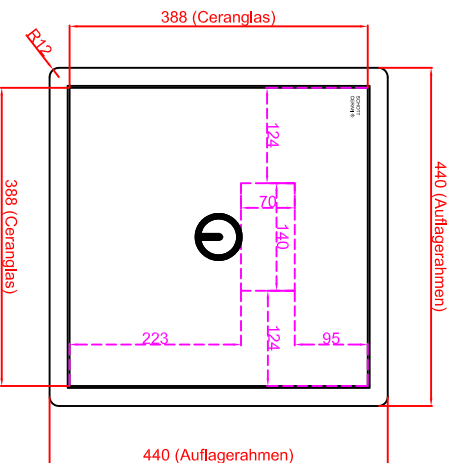
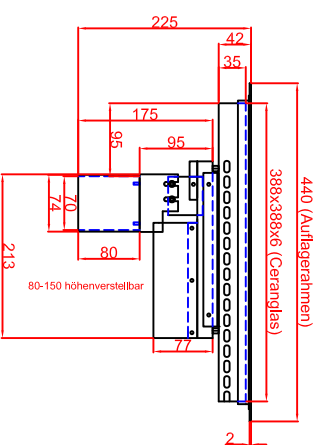


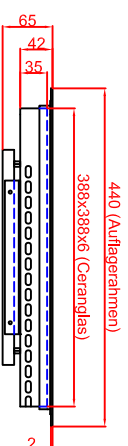
**Ausschnitt in Abdeckung
420mm x 420mm
Ansicht mit Luftschachtöffnungen**



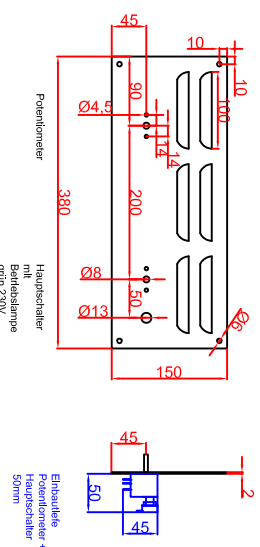
**Ausschnitt in Abdeckung 420mm x 420mm
Version Generator Modul angebaut**



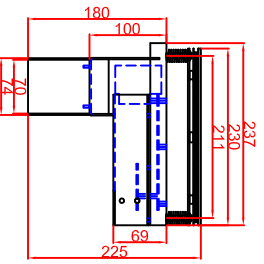
**Ausschnitt in Abdeckung 420mm x 420mm
Version Generator-Spule getrennt**



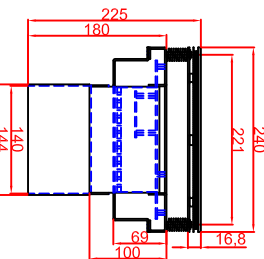
Schalterblende (optional lieferbar)



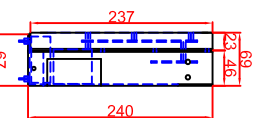
**Generatoransicht
Version Generator**



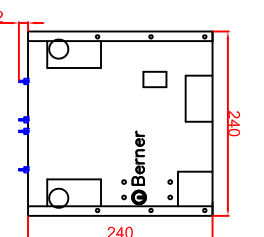
**Frontansicht
Version Generator**



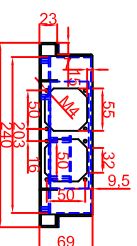
**Generatoransichten
Version Generator-Spule getrennt**



**Frontansicht
Version Generator-Spule getrennt**



Draufsicht



Berner-Kochsysteme GmbH & Co.KG
Sudetenstrasse 5
D-87471 Dürach

Tel.: +49(0)831/697247-0
Fax.: +49(0)831/697247-15
berner@induktion.de
www.induktion.de

Maststab: 1:10
Zeichnungsnummer: 2/206

BIIEGGW
Auflagerahmen (A)

Bearbeiter	Datum	Name
Version 1	10.08.2014	Berner
Version 2	10.08.2014	Berner