Ausschnitt in Abdeckung
680mm x 680mm
Ansicht mit Luftschachtöffnungen

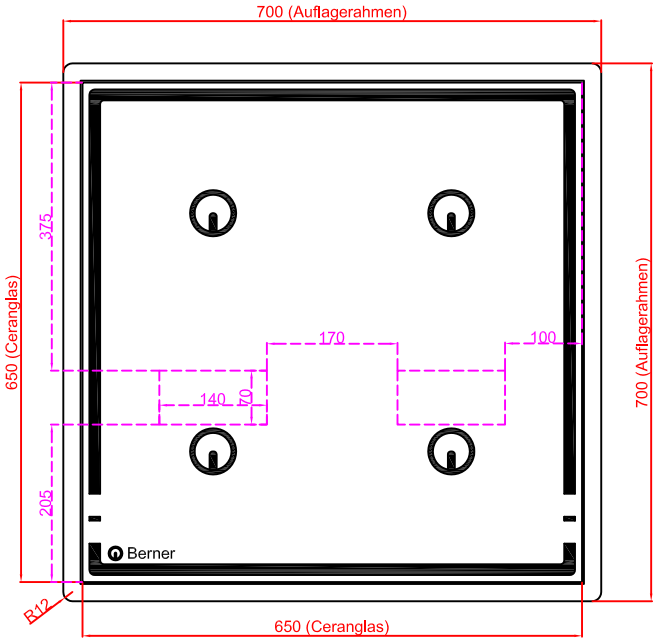

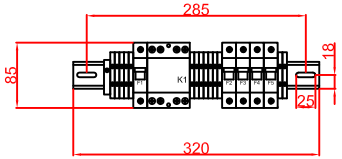

Platz für Schaltung in
Unterbau vorsehen,
bei getrennter Montage
max. 2,0m von Generatoren

Ausschnitt in Abdeckung 680mm x 680mm
Version Generator angebaut

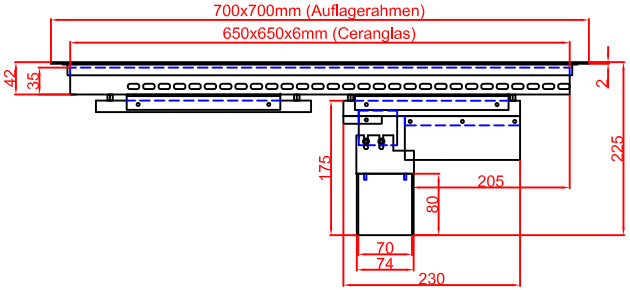

Ausschnitt in Abdeckung 680mm x 680mm
Version Generator-Spule getrennt

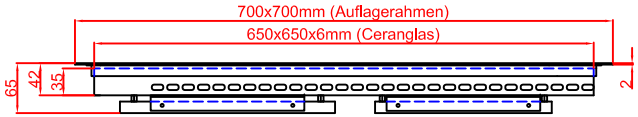

Schalterblende (optional lieferbar)

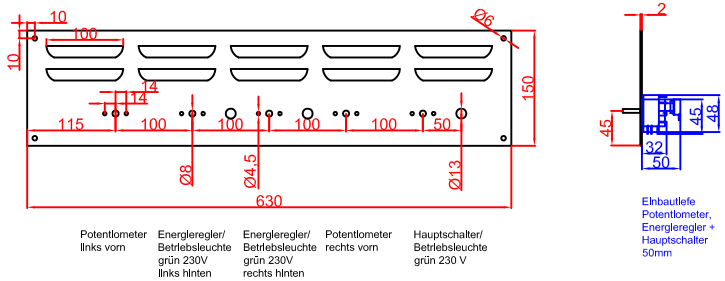

Generatoransicht
Version Generator Modul

Seitenansicht

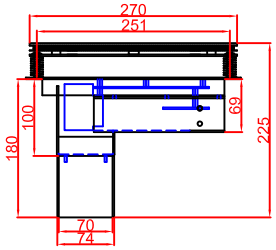

Frontansicht

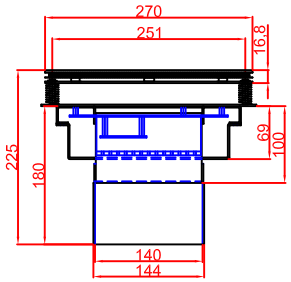

Generatoransichten
Version Generator-Spule getrennt

Seitenansicht

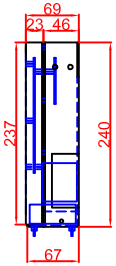

Frontansicht

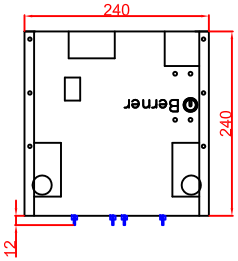

Draufsicht

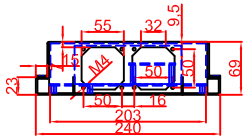

Berner-Kochsysteme GmbH & Co.KG Sudetenstrasse 5 D-87471 Durach	Maßstab: 1:10	Zeichnungsnummer: 252/201	
Tel.: +49(0)831/697247-0 Fax.: +49(0)831/697247-15 berner@induktion.de www.induktion.de	BK4EG Auflagerahmen (A) 2xInduktion/ 2xStrahlheizkörper		
	Datum	Name	
Bearbeitet	05.03.2014	Hänel	
Geprüft	05.03.2014	Berner	
Änderung 1			
Änderung 2			
			Blatt 1 von 1