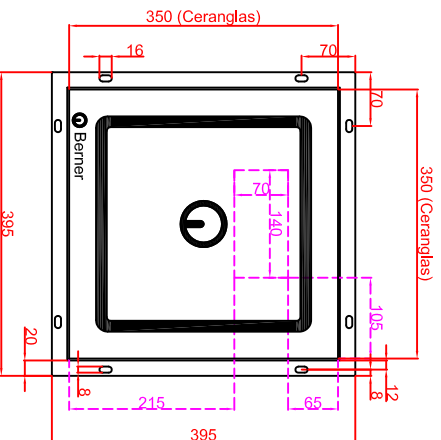
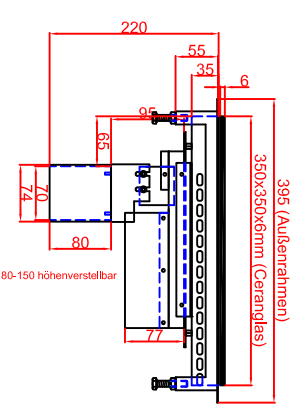


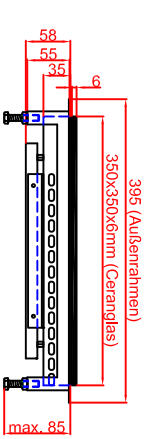
**Ausschnitt in Abdeckung
356mm x 356mm
Ansicht mit Luftschachtöffnung**



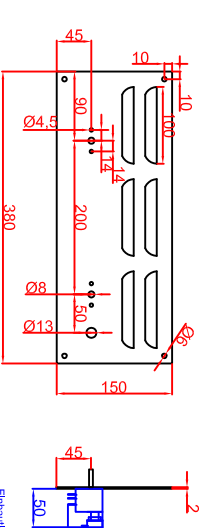
**Ausschnitt in Abdeckung 356mm x 356mm
Version Generator Modul angebaut**



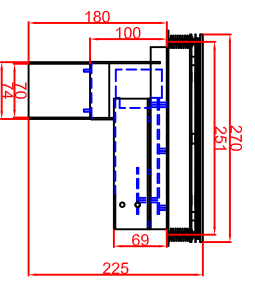
**Ausschnitt in Abdeckung 356mm x 356mm
Version Generator-Spule getrennt**



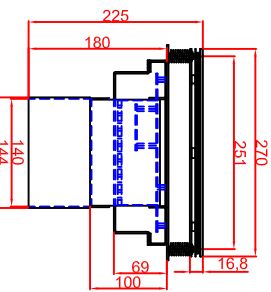
Schalterblende (optional lieferbar)



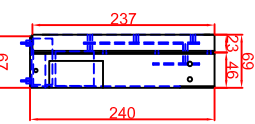
**Generatoransicht
Version Generator Modul**



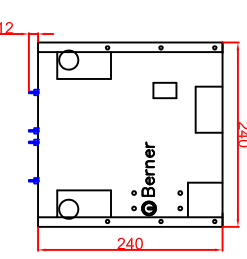
Frontansicht



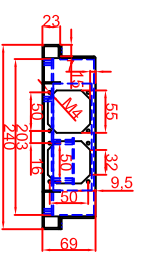
**Generatoransichten
Version Generator-Spule getrennt**



Frontansicht



Draufsicht



Berner-Kochsysteme GmbH & Co.KG
Sudetenstrasse 5
D-87471 Durach
Tel.: +49(0)831/697247-0
Fax.: +49(0)831/697247-15
berner@induktion.de
www.induktion.de

Maststab: 1:10
Zeichnungsnummer: 1/101
BI1EG3,5
Flächenbündig (B)

Bearbeiter	Datum	Name
Version 1	13.01.2014	Herrl
Ausführung 1	13.01.2014	Berner
Ausführung 2		

Blatt	1	von	1
-------	---	-----	---