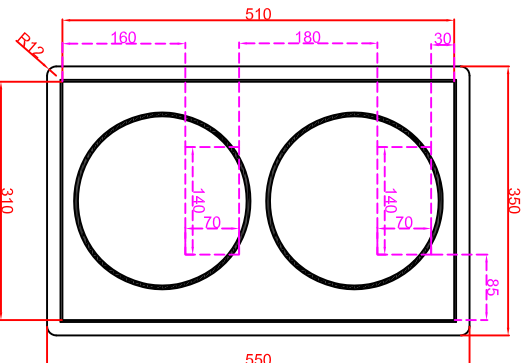
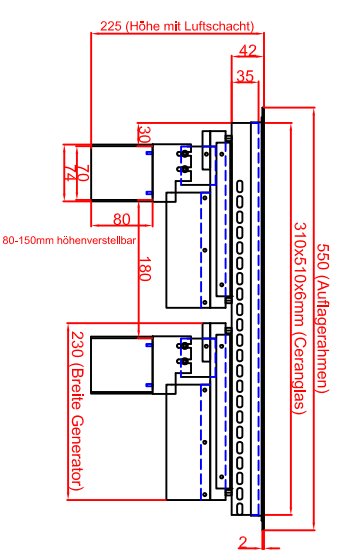


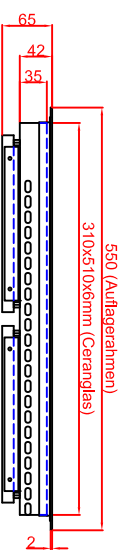
**Ausschnitt in Abdeckung
335mm x 535mm
Ansicht mit Luftschachttöffnungen**



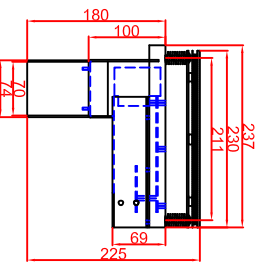
**Ausschnitt in Abdeckung 335mm x 535mm
Version Generator Modul angebaut**



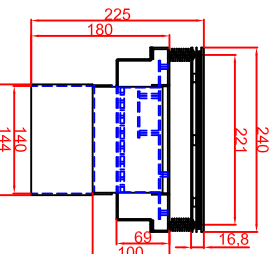
**Ausschnitt in Abdeckung 335mm x 535mm
Version Generator-Spule getrennt**



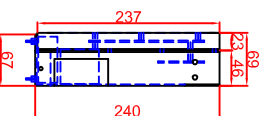
**Generatoransicht
Version Generator
Seitenansicht**



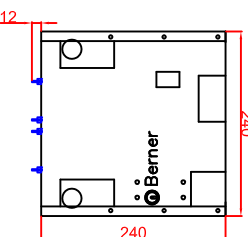
**Generatoransicht
Version Generator
Frontansicht**



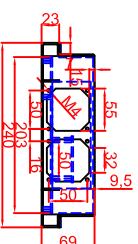
**Generatoransichten
Version Generator-Spule getrennt
Seitenansicht**




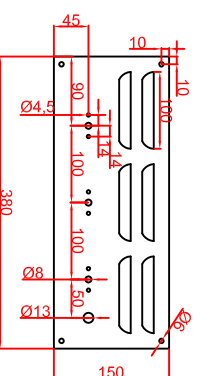
**Generatoransichten
Version Generator-Spule getrennt
Frontansicht**



Draufsicht



Schalterblende (optional lieferbar)



Berner-Kochsysteme GmbH & Co.KG
Sudlenstrasse 5
D-87471 Durach
Tel.: +49(0)831/697247-0
Fax.: +49(0)831/697247-15
berner@induktion.de
www.induktion.de

Maßstab: 1:10
Zeichnungsnummer: 4/202

BIEG5M
Auflagerahmen (A)

Bearbeiter	Datum	Name
Berndt	19.12.2013	Herr
Kreuzer 1	19.12.2013	Berndt
Kreuzer 2		